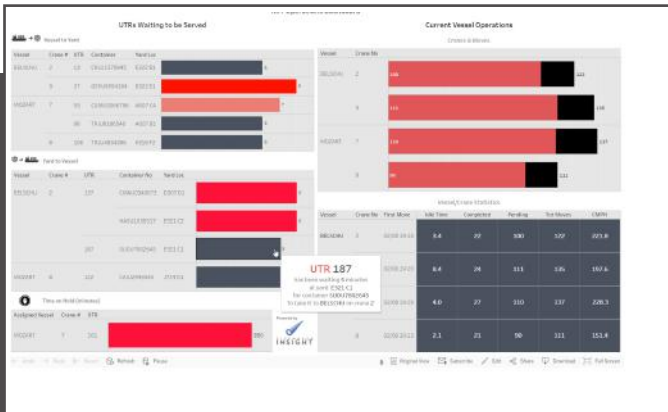




UNLOCK THE POWER OF YOUR DATA TO PROVIDE INSIGHTS AND ENHANCE OPERATIONS



Gain a 360° View of Your Operations

Tap into the database schemas of Tideworks' TOS products to gain visibility into reliable and actionable operational and business data.

Leverage Data without Impacting Performance

Robust Extract-Transform-Load (ETL) and Change-Data-Capture (CDC) processes allow you to access valuable KPIs, perform data analytics and create reports without impacting the performance of the production database.

Easily Interface with any Business Intelligence Tool

Our powerful data platform easily interfaces with your choice of BI tool allowing you to instantly benefit from enhanced data visibility and reliable performance metrics.

ANALYZE





The Insight Data Platform

- Fast historical data extraction, caching and processing allow for a quick and easy initial setup.
- An organized and orderly data extraction process eliminates potentially costly extraction errors.
- Cleansing tools allow you to analyze even your biggest data sets, without clutter and noise so your data accurately reflect your operations.
- Our proprietary, ultra-fast ETL engine transforms data from Tideworks' products to Insight Data schemas within minutes.

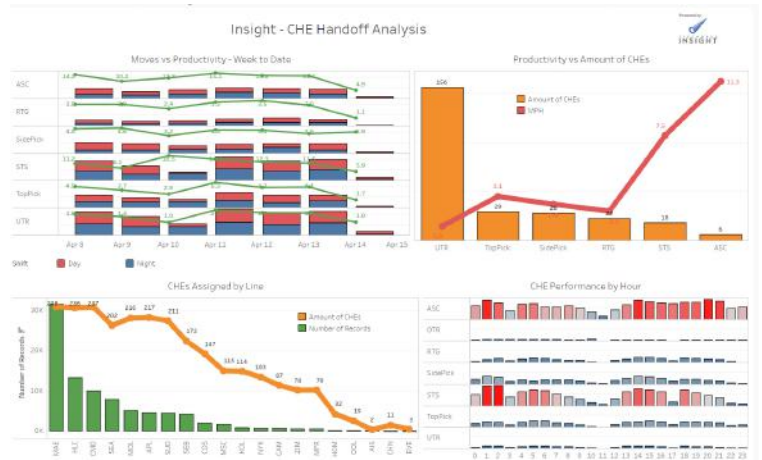
Put big data to work for you

- Organize enterprise and operational metrics in a single self-service dashboard.
- Make quick decisions based on real-time performance.
- Easily add new data over time without significant changes to your data models.
- Store years of historical data for executive-level analysis and planning.

Discover data from the operational areas important to you

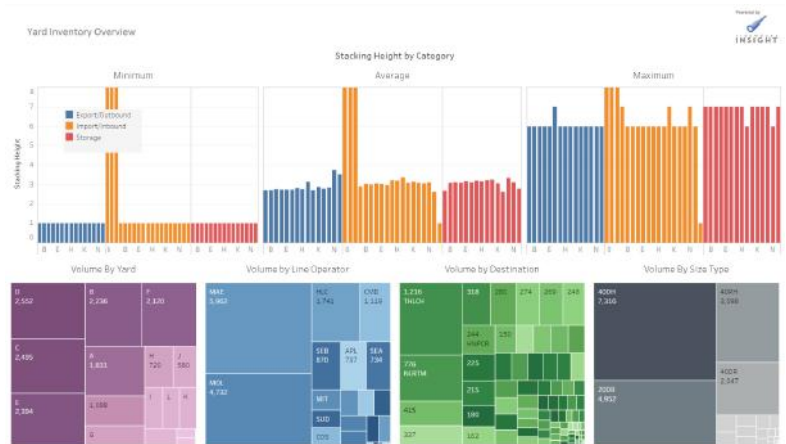
- All container move metrics in real-time, including Planned, Completed, and Actual Moves
- Yard metrics consist of Dwell Time, Block Utilization, and Inventory and Throughput by Line, Category, Size/Type, Destination, Vessel Service and more.
- Gate metrics include Truck Visits, Gate Transactions and Errors, and Turn times by Trucker, Line, Lane, Clerk, Transaction Type, Time, Shift and Vessel Service.
- Vessel metrics include Active Berths and CHEs, Vessels Visits, Service Performance and Delay Analysis.
- Design and create custom metrics using Tableau or the BI tool of your choice.

Find more information at our website
www.tideworks.com
 or call us at **206.382.4470**



CHE Performance at a Glance

Leverage data from across the Tideworks' TOS applications to get both a real-time and historical view of CHE performance.



Yard Inventory Overview

Gain a full view of your current yard inventory or evaluate block utilization over time to reveal opportunities for operational improvements.



Tideworks Technology, Spinnaker Planning Management System, Mainsail Vanguard, Mainsail Terminal Management System, Forecast, Gate Vision, Tideworks Insight, the T(Design), Traffic Control, Terminal View, Digital Bridge, and Intermodal PRO are registered trademarks or trademarks of Tideworks Technology, and/or its subsidiaries and/or affiliates in the USA and/or other countries. All other brand names, product names, or trademarks belong to their respective holders.